



Candidate's Guide for FC Online Examination Pariksha

This document details the Instructions and Procedures to be performed by the Candidate while appearing for Online Examination along with steps and screenshots.

Step 1: After taking the allotted seat in the examination hall below screen will appear at candidate PC.

Close exam panel ExamClient Version : 2.11.1.5 Central Server Connected 02-04-2019 03:13:22 and Browser Server Connected 02-04-2019 03:13:22

- 3). To save your answer for each question, click on "Confirm Button".
- 4). To finish the exam, first click on the "Finish Exam" button and then "Confirm Finish Exam" button. This is mandatory process to finish the exam.
- 5). **In case of any system failure/technical error while running/finishing the exam, please inform the Invigilator/ES immediately .**
- 6). Never try to finish the exam by clicking "Close exam panel button".
- 7). Candidate must ensure that s/he appends her/his signature on the attendance sheet at the examination centre in the same manner as uploaded by them at the Student Online Portal while submitting Online Examination Application Form for the particular course. NIELIT at its own discretion may check record of any/all candidate(s) and if any mismatch in the signatures of the candidate on the above said two documents is found, there is a possibility of cancellation of examination of such candidates.

ADMONITION NOTE

1). Candidates, who try to misbehave or use unfair means in the examination venue, shall be expelled from the examination venue. They shall further be liable for disqualification in all the subjects and debarred temporarily or permanently from appearing in examinations.

The examples of unfair means shall constitute but not limited to as follows:

- a). Copying or attempting to copy other candidate's answers or helping others to copy answers..
- b). Copying or attempting to copy from the un-authorized written material possessed by a candidate.
- c). Consulting other candidates, individuals through speech or sign or sound in the examination venue or outside the venue.
- d). Creating a disturbance .
- e). Attempting to appear in the exam for someone else & arranging someone else to appear on behalf of self – impersonation.
- f). Giving or receiving assistance of any kind.
- g). Using prohibited aids, items not allowed; such as (i) Cell phones (ii) Calculators (iii) Electronic diaries or any other electronic device with memory or listening devices and recording or photographic devices, Electronic /Smart wrist Watches, wrist watch phones, pagers, pen scanners or multimedia devices or any other communication devices even in switched OFF mode inside the examination room / hall
- h). Attempting to move exam question and/ or response (in any format) from the examination room
- i). Writing irrelevant matter including obscene language on any sheets/ reproduction of questions
- j). Leaving the examination room without permission and without completing the examination.
- k). Failing to follow exam Supervisor's / Invigilator's direction.
- l). Manhandling of Supervisor / Invigilator & Centre Staff.

Note:

- 1). In case the candidates entered with such devices, they must be taken out of the hall /room immediately. Any candidate found in possession of such devices, during the examination, the same shall be seized from the candidate and shall be expelled out of the examination hall and further necessary penal action shall be taken to debar her /him from taking further examination.
- 2). It will not possible for NIELIT to make arrangements for the safe custody of the belongings of the candidates brought to the examination venue /centre and it is the responsibility of the candidates to prepare themselves accordingly.

System Number : nielit1-002

Roll Number

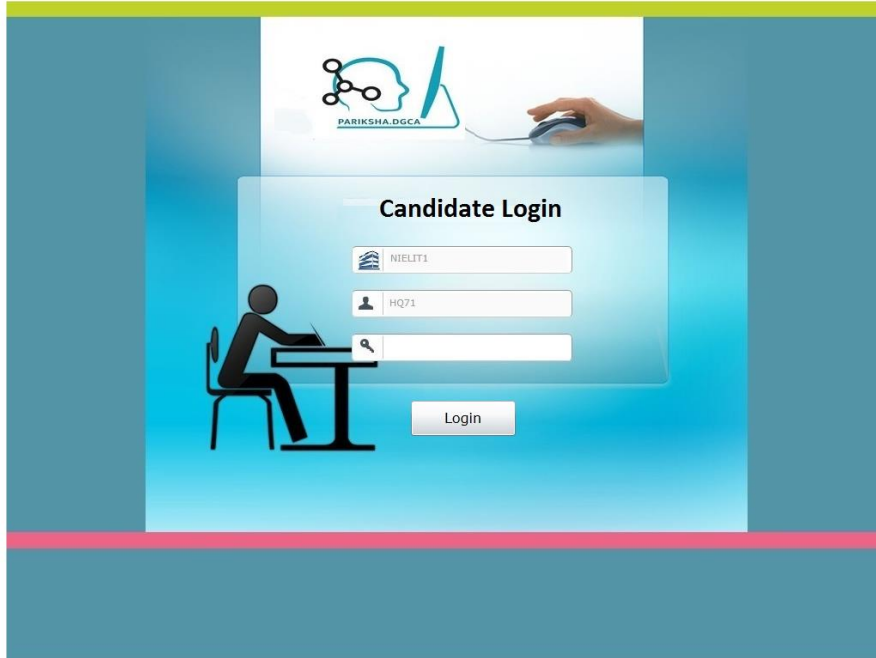
I have read and understood the above 'Admonition Note' and will abide by all the above

Proceed to exam

GANGA

Please note that candidate needs not to type any URL or use any browser. Candidate is advised to go through the instruction properly. After reading the instruction candidate may proceed further by entering his/her roll number and selecting the checkbox.

Step 2: After entering the roll number and confirmation of the check box following screen will appear.



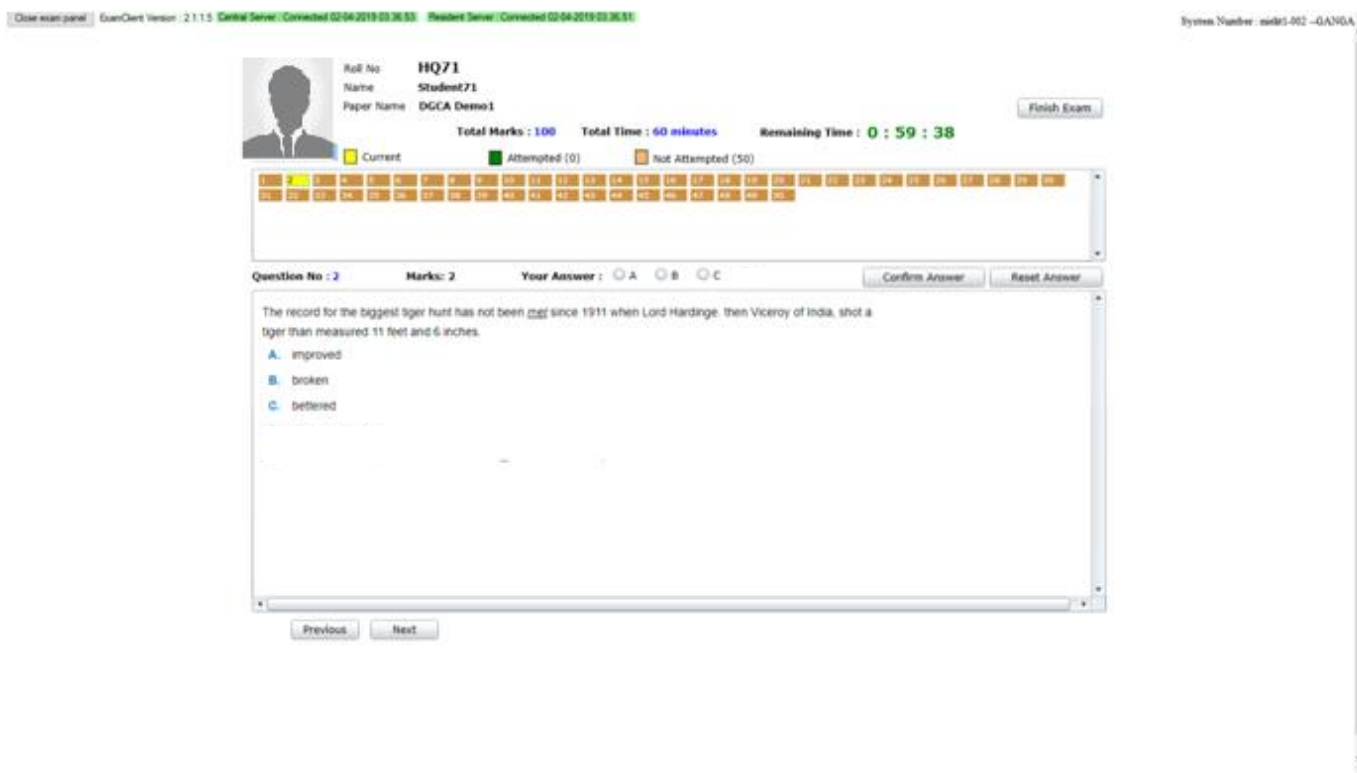
Candidate has to enter his/her password and click on the login button. After entering valid credentials, Candidate will be able to login and following screen will appear on the screen with **“Start Exam”** button as below.



Step 3: Click on Start Exam Button on the scheduled start time and the following screen will appear as shown below. Please note that exam will start only on the scheduled time.

Only one question will be displayed in the screen at a time. Candidate has to confirm his/her answer by clicking on Confirm Answer button and to move to the next question. The student can also directly go to a particular question by clicking on the particular question number in the navigation panel. In the navigation panel, attempted questions will be displayed as Green color (■) and the not attempted questions will be in light brown color (■). Yellow color (■) displays the current question number being answered.

Timer will indicate the Remaining time.



Step 4: The exam can be finished by clicking on the “Finish Exam” button at the top right corner of the screen. Upon clicking the Finish Exam button a “Confirm Finish” button and “Cancel” button will appear as below by displaying a message about the total attempted questions.

Roll No: **HQ94**
Name: **Student94**
Paper Name: **DGCA Demo1**

Total 0 answered of 50 questions.
Exam once finished can not be restarted.
Click Confirm Finish to finish the exam.

Confirm Finish **Cancel**

Total Marks : 100 Total Time : 60 minutes Remaining Time : 0 : 59 : 54

Current Attempted (0) Not Attempted (50)

Question No : 1 Marks: 2 Your Answer : A B C **Confirm Answer** **Reset Answer**

Convert the following SOP expression to an equivalent POS expression:
 $ABC + A\bar{B}\bar{C} + A\bar{B}C + A\bar{B}\bar{C} + \bar{A}\bar{B}C$

A. $(\bar{A} + \bar{B} + \bar{C})(\bar{A} + B + \bar{C})(\bar{A} + B + C)$
B. $(A + B + C)(A + \bar{B} + C)(A + \bar{B} + \bar{C})$
C. $(\bar{A} + \bar{B} + \bar{C})(A + \bar{B} + C)(A + \bar{B} + C)$

Previous **Next**

Exam will be finished after clicking the Confirm Finish button and following screen will appear when the exam is finished.

Exam finished successfully. Thank you....

Most Important point to be taken care: The above screen after finishing exam will only appear when at the time of finish exam client is properly connected with both servers. Therefore, Candidate must ensure that both server signals should be green (upper side of exam panel).

If anyone of them is yellow (as depicted below), candidate must call the invigilator before finish.


Over exam panel ExamClient Version: 2.1.1.5 **Centre Server: Connected 02-04-2019 02:45:03** **Proctor Server: Not Connected 02-04-2019 02:45:01** System Number: 4480-002 -GANGA

Roll No: **HQ271**
 Name: **Student271**
 Paper Name: **DGCA Demo 1** Finish Exam

Total Marks : 100 Total Time : 60 minutes Remaining Time : 0 : 59 : 21

Current Attempted (2) Not Attempted (48)

Question No : 3 Marks: 2 Your Answer: A B C Confirm Answer Reset Answer



The v-t graph for a rocket sled is shown. Determine the acceleration of the sled when $s = 100$ m and $s = 175$ m.

A. $a_{100} = 3.75 \text{ m/s}^2$, $a_{175} = -1.250 \text{ m/s}^2$
 B. $a_{100} = 11.11 \text{ m/s}^2$, $a_{175} = -25.0 \text{ m/s}^2$
 C. $a_{100} = 0.333 \text{ m/s}^2$, $a_{175} = -1.000 \text{ m/s}^2$

Previous Next

The invigilator will do the rest of activity to finish the exam properly and final screen after confirm finish will be shown as below which will ensure the successful finish.

Exam finished. Thank you....